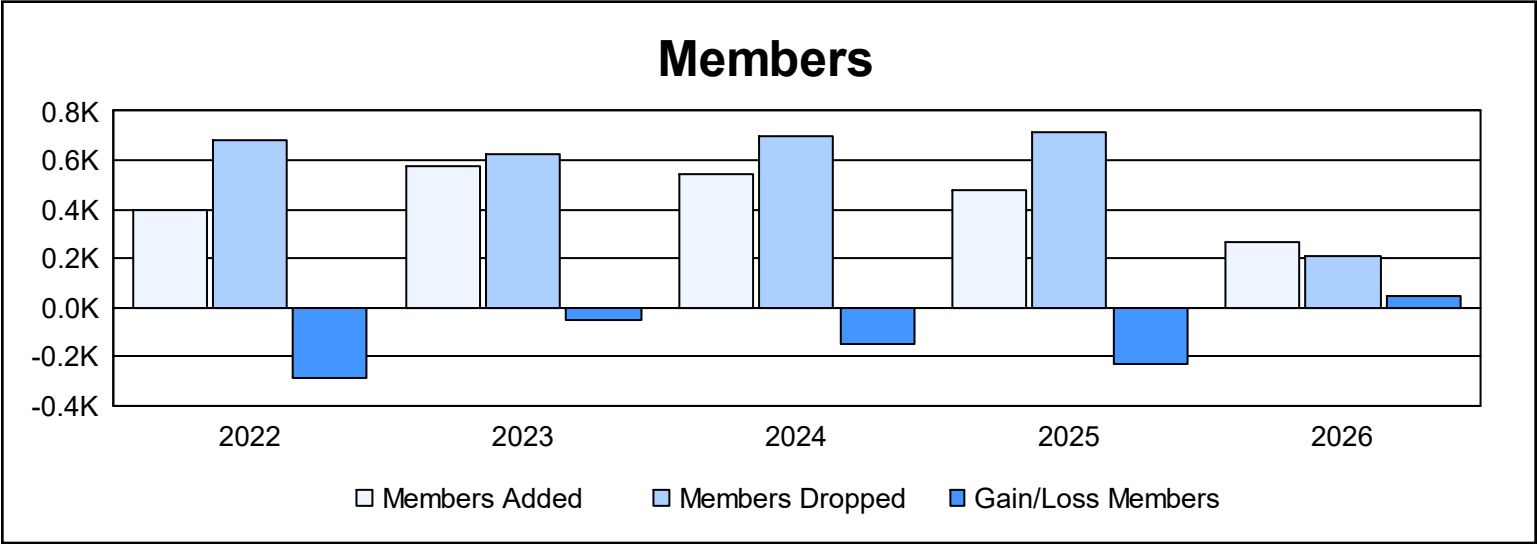
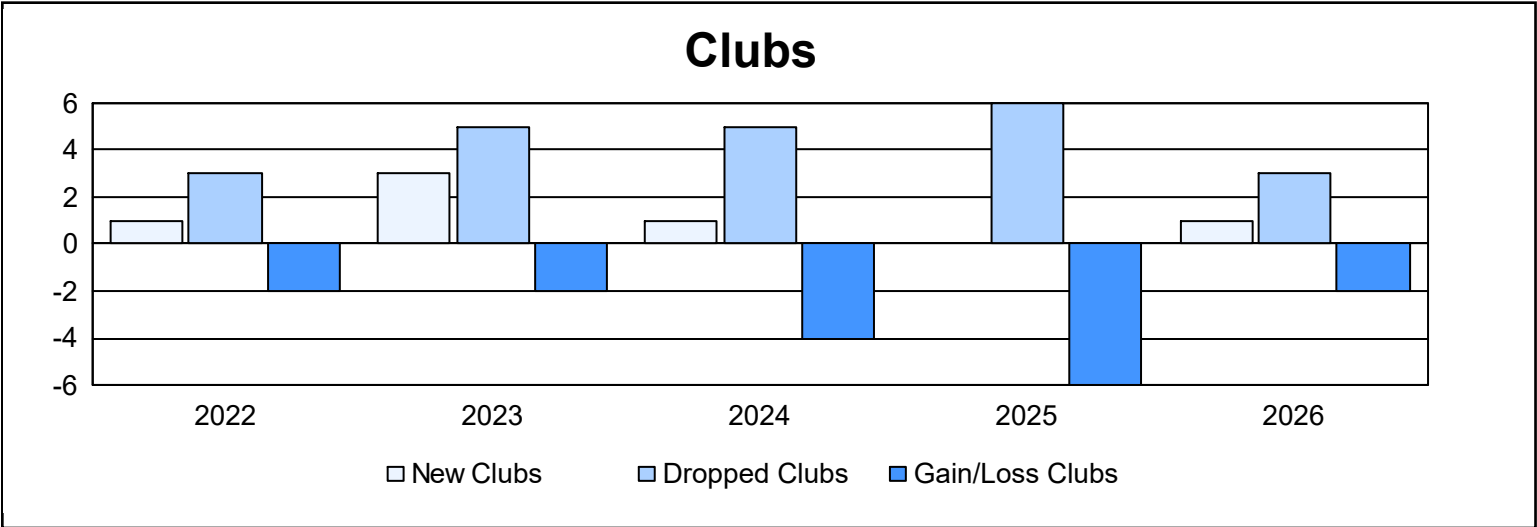
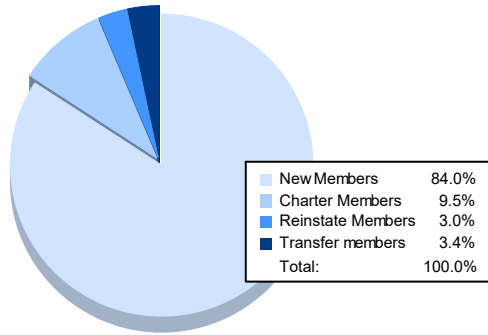


| Year | New Clubs | Dropped Clubs | Gain/ Loss Clubs | New Members | Charter Members | Reinstate Members | Transfer Members | Total Member Added | Total Members Dropped | Gain/ Loss Members |
|-----------|-----------|---------------|------------------|-------------|-----------------|-------------------|------------------|--------------------|-----------------------|--------------------|
| 2021-2022 | 1 | 3 | -2 | 352 | 28 | 5 | 8 | 393 | 678 | -285 |
| 2022-2023 | 3 | 5 | -2 | 468 | 91 | 6 | 8 | 573 | 623 | -50 |
| 2023-2024 | 1 | 5 | -4 | 503 | 22 | 5 | 13 | 543 | 694 | -151 |
| 2024-2025 | 0 | 6 | -6 | 422 | 4 | 20 | 36 | 482 | 711 | -229 |
| 2025-2026 | 1 | 3 | -2 | 221 | 25 | 8 | 9 | 263 | 213 | 50 |
| Average | 1 | 4 | -3 | 393 | 34 | 9 | 15 | 451 | 584 | -133 |



Membership Composition

December 2025 Cumulative



Gender Composition

December 2025 Cumulative

